

HIAC RECESSED ACCESS COVERS HIAC



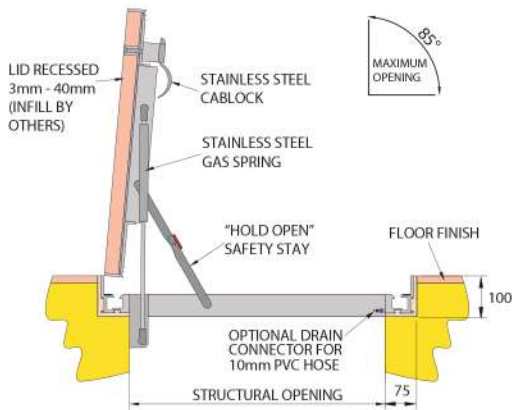
HIAC - FLOOR ACCESS

Surespan HIAC recessed access hatches have a pan type door and can be recessed from 3mm to 100mm. The hatches are rated from FACTA class A-E. The hatches are manufactured from aluminium or stainless steel and operated by either stainless steel gas springs, 24v DC actuators or hydraulics.

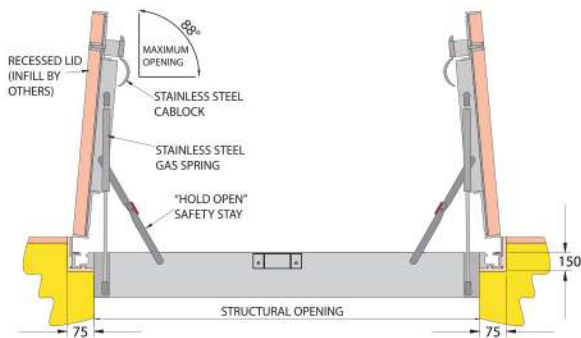
This access hatch type is not watertight, if a self draining cover is required please specify. Any water passing the seals will be dispersed via an integral drainage channel, which is fitted with an optional internal or external 3/4 inch flexible hose adaptor (for connection to drain by others).

As part of the initial enquiry the weight of the infill must be advised to enable us to determine the method of operation.

HIAC ACCESS COVER - SINGLE LEAF



HIAC ACCESS COVER - DOUBLE LEAF



STANDARD SIZES

PRODUCT REF	SIZES
HIAC 60.60	600 x 600
HIAC 75.75	750 x 750
HIAC 90.75	900 x 750
HIAC 90.90	900 x 900
HIAC 100.100	1000 x 1000
HIAC 120.120	1200 x 1200
HIAC 120.180	1200 x 1800
HIAC 150.150	1500 x 1500

OPTIONAL FEATURES

- Retractable safety grid
- Retractable hand hold
- Retractable single pole
- Retractable protection covers
- Drainage connection
- Powder coated (RAL colours)
- SUREGRIP® Non slip coating
- Viewing window
- Electric
- Hydraulic (for larger hatches)
- Stainless steel
- Stainless steel trim
- Loading
- Acoustic to Rw45dB
- Fire rating
- Internal pull handle
- SureGuard handrail

OPTION CODE

- SG**
- RH**
- RP**
- RPC**
- DC**
- PC/RAL (Underside only)**
- SGRIP**
- VW**
- E**
- HYD**
- SS304 or SS316**
- SST**
- A-F**
- 45Db**
- FR60, FR120, FR180**
- IPH**
- SURG**

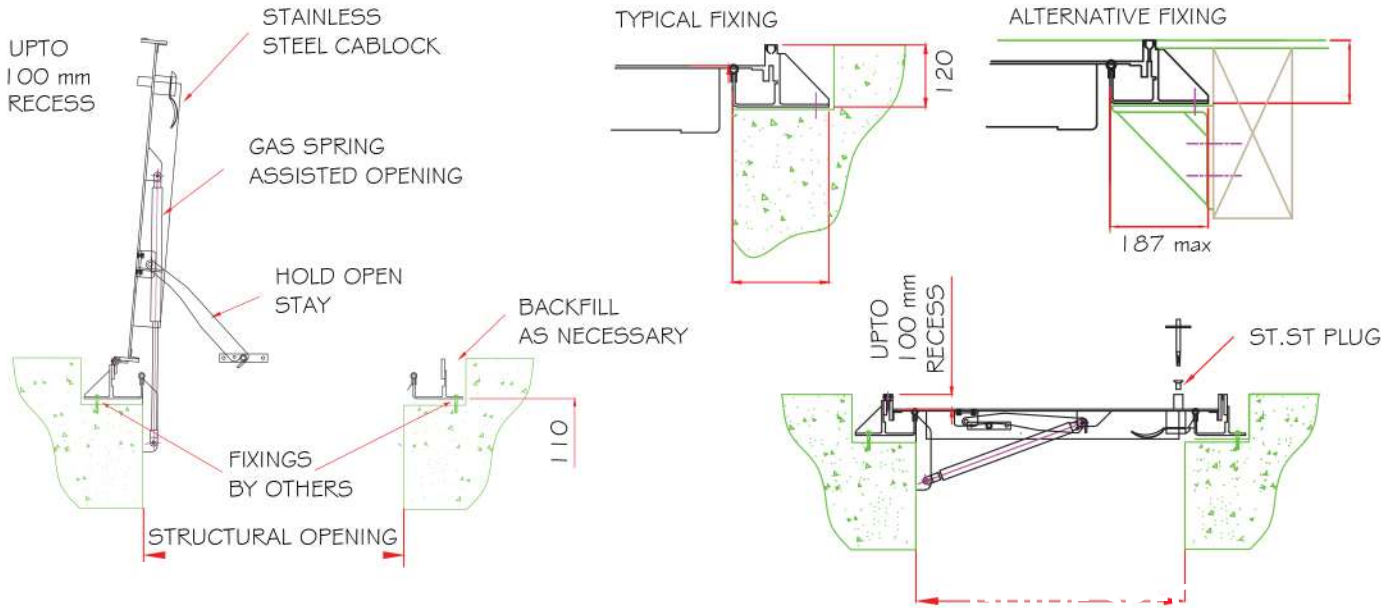
LOCKING OPTIONS

<p>L03 - Tee lock Standard method of opening lid from above. Stainless steel plug protects internal cab lock keyway.</p>	<p>LB - Locking padlock box Integral locking box for additional security.</p>	<p>EIM - Electrical interlock (Micro switch) When remote alarm indication or automatic light switching is required.</p>	<p>SB - Shoot bolt lock Internal only.</p>
<p>CAML - Cam lock Additional locking device to ensure positive sealing.</p>	<p>ELB - Electrical locking box For additional security when linked to a BMS system.</p>	<p>L07C - Concealed dead lock Key or thumb turn opening with cover plate.</p>	<p>PRH - Emergency panic release handle</p>

CUSTOM MADE TO ANY SIZE



HIAC RECESSED ACCESS COVERS HIAC



MATERIAL

COVER

FRAME

HINGES

LOCKING

OPERATION

FINISH

OPTIONS

Cover and frame aluminium, galvanised mild steel, or stainless steel.

Single or double leaf. Rated FACTA Class A - E loading. Cover designed with a pan type lid recessed 3mm - 40mm (Standard), 100mm maximum (Bespoke) subject to the weight of the infill (specify flooring material, thickness and weight).

Patent frame. The access cover is not watertight but is self-draining. Any water passing the seals will be dispersed via an integral drainage channel, which is fitted with an optional internal or external 3/4 inch flexible hose adaptor (for connection to drain by others) please state if required.

Unique hidden hinge incorporates an unbroken seal to help prevent the ingress of dirt and moisture.

The lid is held shut by a heavy duty grade 316 stainless steel Cablock or multilock and in the interest of safety is capable of opening from both sides with Tee Key operation from above. Other locking options available.

The cover includes grade 316 stainless steel gas spring. Electric or hydraulic are required for larger covers.

The exposed edges of the covers to be self colour with optional stainless steel trim.

Electric/Hydraulic
 Fire rated (1hr, 2hr, or 3hr)
 45dB acoustic rated

FACTA A-E loading
 Retractable safety grid
 SureGrip Non-slip

